

LINDA KELEN



LINDA KELEN

LEFT: LINDA IN THE PRINTMAKING PORTION OF HER MULTIFACETED SPRING GREEN STUDIO

Just the Facts!

Linda Kelen - Spring Green

Medium: Drawing, Painting, Chasing/Repousse, Printmaking

Favorite surface/technique treatment: Depends upon what I did last

Favorite Tools: First a pencil, the rest depends upon what I need next.

Primary method of working: Alone

Equipment used: Knives, Hammers, Pencils, Brushes, Handmade Chasing Tools

Studio Playlist: Eclectic, Jazz, the unusual



STUDIO MUSE



SCULPTURE IN THE STUDIO




DEMONSTRATING DURING THE 2019 FALL ART TOUR

Artist Conversation! Let's Learn a Little More..

Tell us a little bit about yourself and how you came to be living life the way you are today?

How I got here?
School of the Art Institute of Chicago, Haystack Mountain School of Craft, Trade School, Japanese Woodprint Boot Camp, Freelance work for Zoos, Aquariums, Museums, Books, Animations, and Editorial, while doing Fine Art

Commissions, Group and 1 Person Art Shows, Art Museum Exhibitions, Purchase Awards, Intaglio and Relief Printmaking and Instructing, only One Art Fair, Annual Fall Art Tour Open Studio Participant, Drawing, Painting, Writing, Chasing/Repousse, Miscellaneous Carved wood signs, One Very Large Carve Paddlefish, Gallery Representation, and LOTS of Curiosity is how I got here.



CAT SPOON



EXPLAINING HER PROCESS



DEMONSTRATING DURING THE 2019 FALL ART TOUR



FUNKY SPOONS




TOP DETAIL, KEEPSAKE BOX




KEEPSAKE BOX




OPEN KEEPSAKE BOX



CONCRETE



SIDESHOW



DODGEVILLE SILOS



DEVIL'S DOLLS



Tell us a little bit about your Studio?

I've learned how to do too much. After needing floor space for painting easels, more space for a 300 year old etching press, more yet for the torch and what was needed for chasing/repousse, then for hanging woodblock prints to dry, and the wood carving, my work grew smaller with each new medium. I'm now 8 years into a space a bit larger. I wish it could have been larger still, but the wood sculpting and mess it creates is now in the garage. The natural light is best for my color work since I hate working color under electric light.

Where do you find your inspiration?

Just look around. Anywhere. At anything. Any time! Listen. Watch. Feel it. Get it into you. Into your mind.... and then, when it's ready, it will come out your hands.

Where can we find your work and learn more?

Yes, I should do more. Instagram. Facebook. Linked-In, etc. I do the best I can do. It's just me. I do take most all of my own casual photos... but hire out for official, museum and giclee quality prints when needed.